














CBI - CAMPEONATO BRASILEIRO LOTERIAS CAIXA DE GINÁSTICA RÍTMICA (JUVENIL)

João Pessoa / PB, 26 a 30 de julho de 2023
















Individual exercises – Juvenil - Nível II – All-Around ○ ● || ⊗

	Place	Surname	Name	Repr.	Year	Level	Coach	⊗		
								DB A	DA E	P Total
Q1	1.	BARRIM	Julia	FANTASTICA-PR	2008	II	E20	6.3 7.250	3.0 6.450	0 23.000
Q2	2.	TORELLI	Julia	ESPERIA-SP	2008	II	E15	5.6 7.050	3.4 6.400	0 22.450
Q3	3.	AVILA	Kendra	AGIBLU-SC	2008	II	E2	5.7 7.300	3.2 6.250	0 22.450
Q4	4.	BRUM	Rhayane	AGITO-PR	2009	II	E9	4.9 6.700	3.7 6.550	0 21.850
Q5	5.	BRAGA	Asheley	MEC-AM	2008	II	E25	5.5 6.950	3.0 6.000	0 21.450
Q6	6.	ANSELMO	Isabella	AGINAT-RN	2010	II	E4	4.7 7.300	3.2 6.000	0 21.200
Q7	7.	MORENO	Patricia	MEC-AM	2008	II	E25	5.5 6.550	2.8 6.200	0 21.050
Q8	8.	TAVARES	Bianca	SPFC-SP	2010	II	E27	6.3 6.650	2.3 5.850	0.10 21.000
R1	9.	ELIZEU	Karen	FANTASTICA-PR	2009	II	E20	5.6 6.650	2.3 6.150	0 20.700
R2	10.	ALCANTARA	Isabela	IFCGYM-PE	2010	II	E17	4.6 6.900	2.4 6.650	0 20.550
	11.	BECKER	Sarah	AGITO-PR	2009	II	E9	3.5 6.750	3.6 6.200	0.05 20.000
	12.	LOUBACK	Sophia	INCESP-ES	2009	II	E22	3.1 6.750	3.1 6.850	0 19.800
	13.	PEREIRA	Luisa	CASSAB-DF	2008	II	E10	3.8 6.800	3.3 5.900	0 19.800
	14.	MELO	Livia	TRYADE-SP	2009	II	E7	5.3 6.400	1.8 6.050	0 19.550
	15.	DIOGENES	Julia	MAPLE BEAR-RN	2010	II		3.7 6.650	2.9 6.200	0.05 19.400



















Generated by sporttech.io official scoring system at Jul 28, 2023 6:14:09 PM. Live results at www.sporttech.io/explore.

Place	Surname	Name	Repr.	Year	Level	Coach	🏆		
							DB A	DA E	P Total
16.	PEREIRA	Raissa	 AABB-RJ	2009	II	E8	4.6 6.400	2.5 6.000	0.10 19.400
17.	CLEMENTINO	Raissa	 TRYADE-SP	2008	II	E7	4.0 6.700	2.3 6.300	0 19.300
18.	MARINHO	Maria	 SFC-SP	2008	II	E26	4.9 6.700	2.3 5.300	0 19.200
19.	FACIN	Juliana	 ITP-PR	2008	II	E23	4.5 6.150	2.4 6.050	0 19.100
20.	SOARES	Ana Gabriela	 ABGR-SC	2008	II		4.8 6.400	2.0 5.850	0 19.050
21.	BATISTA	Anna	 CETGYM-BA	2008	II	E12	4.5 6.350	2.5 5.700	0 19.050
22.	SANCHEZ	Alejandra	 CMGYM-PE	2008	II		4.0 6.500	2.0 6.150	0.05 18.600
23.	MILICIC	Julia	 FAE-SP	2009	II	E19	3.2 7.050	2.3 6.000	0 18.550
24.	BARBOSA	Lira	 FIT RITMO-DF	2009	II		3.9 6.350	2.9 5.400	0 18.550
25.	BRUNOW	Esther	 INCESP-ES	2010	II	E22	3.2 6.650	2.5 6.150	0 18.500
26.	SILVA	Giovana	 AGIRPIN-SP	2009	II	E5	3.8 6.050	3.5 5.150	0 18.500
27.	COSTA	Samara	 CSC-SP	2008	II		6.4 5.600	1.7 4.850	0.05 18.500
28.	LIMA	Maria	 CJIRA-SE	2009	II	E16	3.0 6.750	2.8 5.900	0 18.450
29.	DELAZERI	Isabelle	 ITP-PR	2009	II	E23	3.4 6.600	2.1 6.250	0 18.350
30.	BARBOSA	Heloyza	 TRYADE-SP	2010	II	E7	3.7 6.600	2.1 5.950	0 18.350
31.	VALASKI	Rafaella	AGINARC-PR	2009	II		4.5 6.500	1.7 5.600	0 18.300
32.	FREIRES	Ana	 KNGC-ES	2010	II		4.3 6.350	1.3 6.250	0 18.200
33.	PERINI	Lara	 AABB-RJ	2010	II	E8	5.0 6.200	2.1 5.100	0.30 18.100


















Generated by sporttech.io official scoring system at Jul 28, 2023 6:14:09 PM. Live results at www.sporttech.io/explore.

Place	Surname	Name	Repr.	Year	Level	Coach	P		
							DB A	DA E	P Total
34.	OLIVEIRA	Mariana	 CETGYM-BA	2009	II	E12	3.7 6.000	2.7 5.650	0.05 18.000
35.	BARBI	Vitoria	 ABGR-SC	2008	II		4.2 6.450	1.8 5.500	0 17.950
36.	ESPINOLA	Giulia	 CASSAB-DF	2009	II	E10	3.3 6.300	3.2 5.700	0.60 17.900
37.	FERRARO	Maria	 CEGYM-BA	2008	II		4.1 6.200	2.3 5.300	0 17.900
38.	OLIVEIRA	Maria	 FAE-SP	2008	II	E19	3.8 6.350	1.8 5.900	0 17.850
39.	LIMA	Alessandra	 KADOSH-BA	2008	II		4.1 6.150	2.8 5.050	0.30 17.800
40.	SANTOS	Larissa	 ADIEE-SC	2009	II	E1	3.0 6.100	2.4 6.100	0 17.600
41.	IAGINSKI	Beatriz	AGRDJ-SC	2009	II	E6	3.6 6.500	2.7 5.250	0.60 17.450
42.	JORDÃO	Bruna	 IFCGYM-PE	2010	II	E17	4.1 6.550	1.7 5.350	0.30 17.400
43.	AGOSTINI	Maite	 ATIMGIR-SC	2010	II		3.1 6.450	1.9 5.800	0 17.250
44.	SANTOS	Jamilly	 AGIRPIN-SP	2010	II	E5	3.6 5.950	2.1 5.600	0 17.250
45.	CISNEROS	Livia	 SPFC-SP	2009	II	E27	3.2 6.100	2.3 5.500	0 17.100
46.	SCHUCK	Julie	 LBCRC-SC	2008	II	E24	3.4 5.950	2.4 5.350	0 17.100
47.	HANSEN	Valentina	AGRDJ-SC	2009	II	E6	3.0 6.800	1.2 6.050	0 17.050
48.	SANTOS	Eloa	 SFC-SP	2010	II	E26	4.7 5.700	2.4 5.150	0.90 17.050
49.	SILVA	Estela	 CASSAB-DF	2009	II	E10	3.7 6.200	1.9 5.400	0.30 16.900
50.	SILVA	Letycia	 DUNAMYS-PR	2009	II		3.2 6.250	1.8 5.600	0 16.850
51.	YAMAMOTO	Naomi	 CCRN-SP	2008	II		3.8 5.650	1.9 5.450	0 16.800















Generated by sporttech.io official scoring system at Jul 28, 2023 6:14:09 PM. Live results at www.sporttech.io/explore.

Place	Surname	Name	Repr.	Year	Level	Coach	🏅		
							DB A	DA E	P Total
52.	OLIVEIRA	Milyanne	 MEC-AM	2009	II	E25	3.4 6.500	1.5 4.850	0 16.250
53.	XAVIER	Sofhia	 CTETA-SE	2009	II	E11	3.8 5.950	1.6 4.800	0 16.150
54.	BATISTA	Leticia	 CSC-SP	2008	II		3.6 6.600	2.1 4.150	0.30 16.150
55.	OLIVEIRA	Luiza	 ADIEE-SC	2009	II		3.4 5.950	1.2 5.450	0 16.000
56.	SILVA	Anne	 CTETA-SE	2009	II		2.6 5.800	1.8 5.700	0 15.900
57.	MININI	Livia	 GR TEAM-SC	2008	II		4.3 5.600	0.6 5.300	0 15.800
58.	DUARTE	Isabelli	 AGIBLU-SC	2010	II	E2	3.8 6.000	1.2 4.800	0 15.800
59.	MONTEIRO	Emilly	 SZNFC-SP	2008	II	E28	3.8 5.800	1.2 4.900	0 15.700
60.	ANGELLO	Danielle	 ESPERIA-SP	2009	II	E15	4.3 5.800	2.4 3.800	0.60 15.700
61.	CRUZ	Anne	 CJIRA-SE	2009	II	E16	2.4 6.000	1.7 5.400	0 15.500
62.	PAGOTTO	Julia	 ESPERIA-SP	2009	II		3.0 6.350	0.9 5.250	0 15.500
63.	GIROLOMETTO	Gabriela	 ITP-PR	2010	II	E23	3.1 5.550	3.0 4.400	0.60 15.450
64.	SILVA	Beatriz	 SZNFC-SP	2008	II	E28	3.3 5.700	1.5 5.050	0.15 15.400
65.	SANTOS	Lara	 SFC-SP	2009	II		3.0 6.200	1.4 5.050	0.30 15.350
66.	BARRETO	Alyce	 CSS-SE	2010	II	E13	2.7 5.800	1.5 5.550	0.30 15.250
67.	SANTOS	Sophia	 IDFG-SE	2008	II		3.0 5.350	1.5 5.400	0 15.250
68.	VASQUES	Rafaela	 ABACO-SP	2009	II		3.2 5.750	1.5 4.650	0 15.100
69.	SELL	Manuela	 ADIEE-SC	2009	II	E1	2.9 5.700	1.6 5.200	0.40 15.000

Generated by sporttech.io official scoring system at Jul 28, 2023 6:14:09 PM. Live results at www.sporttech.io/explore.

Place	Surname	Name	Repr.	Year	Level	Coach	P		
							DB A	DA E	P Total
70.	AMARAL	Mariah	 AABB-RJ	2009	II		2.8 6.100	1.1 5.250	0.30 14.950
71.	SILVA	Amanda	 IFC-PE	2010	II		3.1 5.450	1.2 4.800	0 14.550
72.	SANTOS	Lorena	 CTETA-SE	2008	II	E11	3.0 6.050	1.1 4.250	0 14.400
73.	GONCALVES	Maria	 SZNFC-SP	2009	II	E28	2.7 5.300	2.0 4.150	0 14.150
74.	MOTA	Ingrid	 IDFG-SE	2008	II		2.3 5.450	0.9 5.750	0.30 14.100
75.	GOSCH	Livia	 LBCRC-SC	2010	II	E24	2.5 5.700	1.4 4.550	0.10 14.050
76.	DURAN	Luisa	 RITMUS-RJ	2010	II		3.7 5.550	1.2 3.850	0.30 14.000
77.	MENESES	Yanne	 CTETA-SE	2008	II	E11	2.5 5.650	1.4 4.300	0 13.850
78.	NOGUEIRA	Emilly	 CTETA-SE	2010	II		2.4 5.600	1.2 4.600	0.05 13.750
79.	SALVADOR	Camilla	AGRDJ-SC	2010	II	E6	2.8 5.400	1.1 4.600	0.30 13.600
80.	LOBO	Marcely	 JUVENAL-PA	2008	II		2.3 5.550	0.6 5.000	0 13.450
81.	ROESLER	Isadora	 ADIEE-SC	2010	II	E1	1.7 5.150	1.2 5.300	0 13.350
82.	SOUZA	Carolina	 CCRN-SP	2008	II		2.8 5.650	1.7 3.700	0.60 13.250
83.	MULLER	Ana	 CRP-MT	2008	II		2.9 5.250	0.4 4.500	0 13.050
84.	AMPARO	Yasmin	 CTETA-SE	2008	II		2.5 5.100	0.8 3.950	0 12.350
85.	CARDOSO	Jully	 CSS-SE	2009	II	E13	1.8 5.400	0.3 4.000	0 11.500
86.	ARAUJO	Maisa	 GYMCLUBE-BA	2010	II		1.8 4.700	0.6 4.100	0 11.200
87.	CARDOSO	Juliana	 CRP-MT	2008	II		1.8 5.000	0.5 4.150	0.30 11.150

Generated by sporttech.io official scoring system at Jul 28, 2023 6:14:09 PM. Live results at www.sporttech.io/explore.

Place	Surname	Name	Repr.	Year	Level	Coach			
							DB A	DA E	P Total
88.	SARAIVA	Ana Heloysa	 AEGYM-MA	2008	II		2.1 4.850	0.1 3.700	0.30 10.450
89.	CASTILHO	Graziella	 JUVENAL-PA	2010	II		2.1 4.600	0.1 3.300	0.30 9.800
90.	SILVA	Kauana	 AGITO-PR	2009	II	E9			
90.	DOY	Julia	 AGITO-PR	2010	II				
90.	SANTOS	Bruna	 SFC-SP	2008	II				
90.	SANTOS	Julia	 GORBA-BA	2008	II	E21			
90.	FIDELES	Luisa	 LBCRC-SC	2010	II				
90.	PINTO	Alice	 CETGYM-BA	2010	II	E12			
90.	CAETANO	Ana Julia	 TRYADE-SP	2009	II	E7			
90.	COTAN	Rebeca	 AGIR-PR	2010	II				
90.	ALVES	Yasmin	 ESPERIA-SP	2009	II				
90.	ROCHA	Maria	 FANTASTICA-PR	2009	II	E20			
90.	ARANDA	Giovana	 FANTASTICA-PR	2009	II				

Generated by sporttech.io official scoring system at Jul 28, 2023 6:14:09 PM. Live results at www.sporttech.io/explore.